



Year 1

Meet the Teacher

The Team

IF

Mrs Furness
(Teacher)

Mrs Massey (Teaching
assistant)

IAds

Mrs Adshead (Teacher)

Miss Hinchcliffe
(Teaching assistant)

PPA teacher- Mrs Sheldon (Tuesday pm)

Phase leader- Mrs Evans

Key People in School

Mrs Ponsen: Head teacher and Designated Safeguarding Lead so any worries about children or safeguarding please speak to her

Mrs Evans: Deputy Head and DSL oversees our creative curriculum and pupil premium children

Mrs Sheldon: SENDCO: Any concerns about you child and their development either emotionally or academically

Mrs Ewing: School Business Manager

Miss Johnson: School Secretary

Mrs Stanley: Branching Out Manager






Mrs Bardsley: Branching out Deputy Manager

Help and where to go:

1. Always approach the class teacher in the first instance
2. Speak to the relevant senior leader that is attached to your child's phase in school
 - **Mrs Thomas:** Early Years Leader
 - **Mrs Evans:** Year 1 and 2 Phase Leader
 - **Mrs Barrowcliff:** Year 3 and 4 Phase Leader
 - **Mrs Doe:** Year 5 and 6 Phase Leader

	Aut 1	Autumn 1	Autumn 2	Autumn 2	Spring 1 Big Science	Spring 1	Spring 2	Spring 2	Summer 1	Summer 2	Su m 2	Summer 2
No of Weeks	² Week	5 weeks	4 Weeks	1 Week	2 Weeks	5 Weeks	5 Weeks	1 Week	6 Weeks	1 Week	¹ Week	5 Weeks
Mess	A l l a b o u t m e ! (P H S E a n d S c i e n c e)	Respect	Respect	Working together	Working together	Ownership	Working together	Working together	Goal	Working together	S P O R T S W E E K	Ownership
Learning Value		Understand others	See different points of view	Ask question and Listen	Ask question and Listen	Responsibility	Share and compromise	Ask question and Listen	Challenge	Ask question and Listen		Creativity
History (Celebration of Historic events)			Bonfire night Remembrance Day			Pancake Day	Mother's Day					
Topic Name		House for Sale!	House for Sale!	Seasons-'Leaves keep falling on my head'	Seasons-'Tis the season to be freezing'	Location, Location, Location (Katie Morag)	I like to move it, move it	Seasons-'Spring Fever'	You are formally invited	Seasons-'Soaking up the sun'		POP!
Hook		Chicks	Birds of Prey	The Four seasons-Painting to music	The Four seasons-Painting to music	Map reading treasure hunt	Trip- Museum of Liverpool	The Four seasons-Painting to music	Letter from the Queen/London Bus Tour Drama	The Four seasons-Painting to music		Art Day
Final outcome	A Structure to house an animal e.g. bug hotel	A Structure to house an animal e.g. bug hotel	Create a weather report	Create a weather report	Creating own map of an Island	Museum	Create a weather report	Street Party	Create a weather report	Gallery on Key Stage 1 corridor		
Lead subjects		Science-Animals	Science-Animals	Science-Seasonal Change Geography-weather	Science-Seasonal Change Geography-weather	Geography-contrasting location	History-Change beyond living memory and significant people.	Science-Seasonal Change Geography-weather	Book (The Queen's hat)	Science-Seasonal Change Geography-weather		Art- Andy Warhol-Famous artist-Printing and drawing

Parent Overview

<p>Dear Parents,</p> <p>Welcome to Year 1. We hope you have had a lovely holiday and are ready to come back to school. We are launching this year off with our 'House for Sale!' topic where the led subject is Science. We hope to inspire the children's interest and curiosity with live eggs that will hatch into chicks, in the classroom. What's more, we have arranged for a birds of prey demonstration in the school hall after half term.</p>	<p>English</p> <p>In English this half term we will be using a range of animal stories to inspire the children to write. We will spend time working on The High 5 for writing, letter formation and phonics application.</p> <p>In Year 1 the children get the opportunity to visit the school library once a week. Please can you ensure that they have this book on a Tuesday to swap.</p>	<p>Maths</p> <p>In maths we will start by looking at Place Value within 10. The focus of this unit will be using reasoning and problem solving skills to answer questions. Children will be asked to identify numbers quickly through representation without counting. They will be introduced to the > < and = symbols. We will then move onto addition and subtraction with 10. Here we want to build up the children's fluency.</p>
<p>We ask that all children bring a water bottle to school each day. We will be having a set snack time after break where the children will be given a piece of fruit. If your child struggles with the selection of fruit provided, please feel free to send in a piece of fruit (this can be dried).</p>	<p><i>House for Sale!</i></p>  <p>During this half term we will be starting 'House for Sale!' topic which will run into the second half of the autumn term. Our final outcome for this topic will be a structure for an animal that can be placed in our forest school area or school garden.</p>	<p>Science</p>  <p>Our science topic for this half term is 'Animals including humans'. As part of this unit the children will be learning to classify and identify by sorting animals. Will be learning about animal groups. We will be looking at what animals eat and discussing adaptations to their environment.</p>
<p>PE</p> <p>Children will have their weekly outdoor games session on a Tuesday afternoon with the school sports coaches.</p> <p>They will also have a weekly gymnastics session on a Friday morning with Mrs Buchanan to continue working on their EAGA awards.</p>	<p>Art</p> <p>In Art we will be looking at the work of Charlie Harper as inspiration for our collage unit. The children will be learning to create images using the technique of collage. They will learn the skills of cutting, folding, crumpling, tearing, pleating and overlapping papers. They will then use what they have learnt to make their own animal collage picture.</p> 	<p>Music</p> <p>This unit is based around a fun, cumulative song with off-beat rhythms that presents a series of tasty dishes over the course of a week. The activities lead up to the creation of a theatrical group performance using kitchen-themed props. In addition, children will practise their skills in listening, keeping a steady beat, and developing a sense of pitch by echo singing a leader.</p>
<p>ICT</p> <p>This term in ICT they will be learning to log in safely and independently into Purple Mash. They will learn to search Purple Mash to find resources. They will also learn to find saved work in the Online Work area and find teacher comments. With this developing fluency we will then move on to a grouping and sorting unit which fits in with our science topic. The children will learn to sort items on the computer using the 'Grouping' activities in Purple Mash.</p> 	<p>RE</p>  <p>In RE we will look at the focus question 'Who is a Christian and what do they believe?'. Through this topic we will look at Christian beliefs about God. We will look at the roles of God. We also look at what the bible says about God through the stories of 'Jonah' and 'The lost sheep'.</p>	<p>PSHE</p> <p>The focus of EHSE this half term will be about settling back in school. We will be developing the children's understanding of the GROW values and how these affect how we conduct ourselves within school. The children will learn about what makes them unique and how to set simple goals. They will learn about group and class rules. They will also learn how to contribute to the life of the classroom. They will also carry out this half term's anti-bullying session.</p>

Each half term you will receive a Parent Overview via ParentMail. This will give you information about what we are covering that half term and key dates.

Visits and Trips

Autumn: Egg hatching experience and birds of prey coming into school (cost £11.50).
Walking to the post box.
Savoy Cinema visit.

Spring: Museum visit
Walking to the post box.

Summer: Trip to the local church

As part of our learning throughout the year, the children will be learning to write their addresses. To help them with this we are planning on sending four different surprises home in the post.

Please send in four stamps to your class teacher by half term. We will also send details about this via dojo.

Reading

Library Books

In Year 1 the children get the opportunity to visit the school library once a week. Please can you ensure that they have this book on a Friday to swap.

School Reading Books

Reading books should have now been given out. Levels have been passed up but we have also listened to all children read already. Children are expected to change these themselves. They can change them as soon as they have read them. We ask that you read with them at least 4 times a week. They will also be listened to in school as part of reading practise.

Little Wandle phonics books.

These will be given out on a Friday and must be returned on a Monday.

Phonics and Spelling

Spellings and phonics are really important so if you wish to do some extra practise with your child we have put the common exception words, tricky words and phonics mats into their reading record. These will be tested at random points in the year to check children's progress.

Year 1 Phonics screen meeting Spring Term

Year 1 Phonics screen - First week of June

Let's say the Phase 5 sounds

Grow the code grapheme mat Phase 2, 3 and 5

S	s	t	p	n	m	d	g	c	r	h
ss	tt	pp	nn	mm	dd	gg	ck	rr	h	
c			kn	mb			ck	wr		
se			gn				cc	ch		
st										
sc										
b	f	l	j	v	w	x	y	z	qu	
bb	ff	ll	jj	vv	ww			zz		
	ph	al	dge	ve				s		
			ge					se		
								ze		
ch	sh	th	ng	nk	a	e	i	o	u	
tch	ch				ea	ea	y	a	o-e	
ture	ti							a	ou	
	ssi									
	ci									

Grow the code grapheme mat Phase 2, 3 and 5

al	ee	igh	oa	oo	yoo	oo	ar
ay	ea	ie	o	ue	ue	u	a
a	e	i	o-e	u-e	u	oul	al
a-e	e-e	i-e	ou	ew	u-e		
eigh	ie	y	oe	ou	ew		
aigh	y		ow	ul			
ey	ey						
ea							
or	ur	ow	oi	ear	air	zh	
aw	er		oy	ere	are	su	
au	ir			eer	ere	si	
aur	or			ear	ere		
oor							
al							
a							
oar							
ore							



How to say Phase 5 sounds

How to say the Phase 5 sounds

60 Phase 5 (2008) 4-year-old learning graphemes for sounds introduced in Phase 2 and 5.

Sounds introduced in Phase 2

Grapheme	Phase 2 Description	Phase 2 Frequency
S	Use your hand to hold the S like a snake skin.	10
n	Use your hand to hold the n like a nose. The n is a bridge.	10
m	Use your hand to hold the m like a mountain. The m is a bridge.	10
g	Use your hand to hold the g like a gate. The g is a bridge.	10
r	Use your hand to hold the r like a ribbon. The r is a bridge.	10
f	Use your hand to hold the f like a fence. The f is a bridge.	10
l	Use your hand to hold the l like a ladder. The l is a bridge.	10

PE

Children will have their weekly outdoor games session on a Tuesday afternoon with the school sports coaches.

They will also have a weekly gymnastics session on a Friday morning with Mrs Buchanan to continue working on their BAGA awards.

If your child has earrings, please remove them on PE days, Tuesday and Friday, they can only be covered with tape or plasters for the first six weeks after piercing.

Girls that wear tights will need spare socks in their PE kits.

Long hair will need to be tied up so it is also useful if you put a spare bobble in too if needed.

Snack

We ask that all children bring a water bottle to school each day. We will be having a set snack time after break where the children will be given a piece of fruit. If your child struggles with the selection of fruit provided please feel free to send in a piece of fruit (this can be dried).

If your child would still like milk, you need to register and pay using the cool milk company.

Please remember that due to allergies we are a nut free school.

Medicine

If medicine needs to be administered during school hours, this includes inhalers, you must complete the medicine admission form which is available on the school website. Then bring the form and medicine to the school office.



Parental Involvement

Dojo: We hope to share most information via school dojo. Please let us know if you do not want pictures of your child shared on class story.

Sharing Work: This is usually throughout the year and we will let you know.

Parents Evenings: Parents evening will be held November and March in person.

Big Exhibition: Spring 1

Reading volunteers are very welcome but will need to have a DBS check. Please contact the office to sort this.

Key dates for your diary can be found on the school website.

GROW

In 2017, through contribution from children, staff and parents, we developed our core values, known as our GROW values. These underpin life at Norris Bank, where we aim to ensure all children are taking responsibility for their behaviour and learning, while equipping them with the skills to be happy, successful young adults.

To promote these values we will be using our teddy mascots. The children will be able to earn the teddies if they show a GROW value that week. The teddy will go home on Friday and must be back in school on the Monday morning. If you would like to share photos of the weekend activities, please share them on Dojo.



Wellbeing

- Weekly circle time sessions
- Restorative Approaches = focuses on building positive relationships
- In class resources (Worry monsters/glitter jars)
- Daily emotional scaling during registration
- What worked well sessions on a Friday
- Smile for a mile
- Time to Unwind sessions at lunch time (KS2)
- An ELSA assistant for targeted individual children
- Wellbeing day during the year
- Get Active (body and mind week)
- Senior mental health lead= Mrs Furness
- Mental first aider = Mrs Kennerly



Contacting Us

We would much prefer to speak to you about any concerns you have face to face. If this is not possible and it is a quick query please send us a Dojo. For anything else please email. We can not check dojo during the day so if it is urgent please contact the office.

For notification of absence or a change in who is collecting your child, please contact the office and they will let the class teacher know.

Staff at Norris Bank Primary school have two working days to initially respond to an email. Our teaching hours are 8:40am - 3:15pm, during this time we cannot check or respond to Dojos or emails. We will respond between the hours of 8am – 5:30pm.

If it is urgent, it is always best to contact the office.

emma.furness@norrisbank.stockport.sch.uk

liz.adshead@norrisbank.stockport.sch.uk

Any Questions?